

York Castle Museum

KS1 Homes Gallery Trail

Teacher's Notes

This Gallery trail explores the following galleries:

In the First section of the Museum:

The 1950s Front Room
Spotless!

From Cradle to Grave Gallery
The Hearth Gallery

Where possible this trail is spilt into gallery areas to make it easy for you to photocopy sections to suit your visit needs

Curriculum links:

Pupils should be taught to place events and objects in chronological order.

Pupils should be taught to identify differences between ways of life at different times.

Pupils should be taught to use common words and phrases relating to the passing of time (for example, before, after, a long time ago, past).

York Castle Museum

My Name.....

Homes Gallery Trail

Look in the *Moorland Cottage*.



Draw and label what is missing in the picture.

1

2

3

Look in the **Victorian Parlour**.

What two hobbies could you have had if you lived here?

Look in the **Georgian Room**.

Look at the items on the window ledge.

What do you think the person who lived here liked to do?



.....

.....


Look in the **1700s Dining Room**.

The book on the left hand side was very important to the people who lived here.

What do you think it is?



.....



Look in the 1950s Front Room.



Spot 3 objects which use electricity. Use the word bank to help you.

Word Bank

Lamp

Playstation


Washing Machine

Television

CD player

Fire

Radio



Name two things you have at home that use electricity that you would not have had if you lived in the 1950s.

1.

2.

Look in the **Spotless!** exhibition

Before vacuum cleaners, cleaning carpets was much more hard work. How did you use the carpet beater?



.....

.....

.....

Look at the baths.



Name two differences between the baths.

1.

2.



Spot this object



What is it used for?
Circle the correct word.

Washing

Ironing

Cooking



Circle the odd one out.

A



B



C



Why do you think this is the odd one out?

.....
.....


Look in the **Cradle to Grave Gallery**




Spot the Wedding Presents



Draw an older and newer present



Older Present



Newer Present

Have a look in the **Hearth Gallery**



Find a cooker which uses **wood or peat turves**. Draw a picture.





Look at the two different kitchens

This is a 1980s Kitchen

This is a 1940s Kitchen



Match the objects to the right kitchen

