

KS2 The Swinging Sixties Museum Trail

Teacher's Notes

This Gallery trail explores the following galleries:

In the First section of the Museum:

The 1950s Front Room
Spotless!

From Cradle to Grave exhibition
Hearth Gallery
Barn Gallery

The Second section of the Museum:

The Costume Gallery

Where possible this trail is spilt into gallery areas to make it easy for you to photocopy sections to suit your visit needs.

My Name.....

Britain since 1948

The Swinging Sixties Trail

- Explore the museum and find out about life in the 1950s and 1960s

Packets, Post and Posters
 On your way around the trail, look out for the following items from the 1950s and 1960s. Tick the boxes when you spot them.



Find me in 'Spotless!'

Find me in 'Spotless!'

Find me in 'From Cradle to Grave'



Find me in the 'Hearth Gallery'

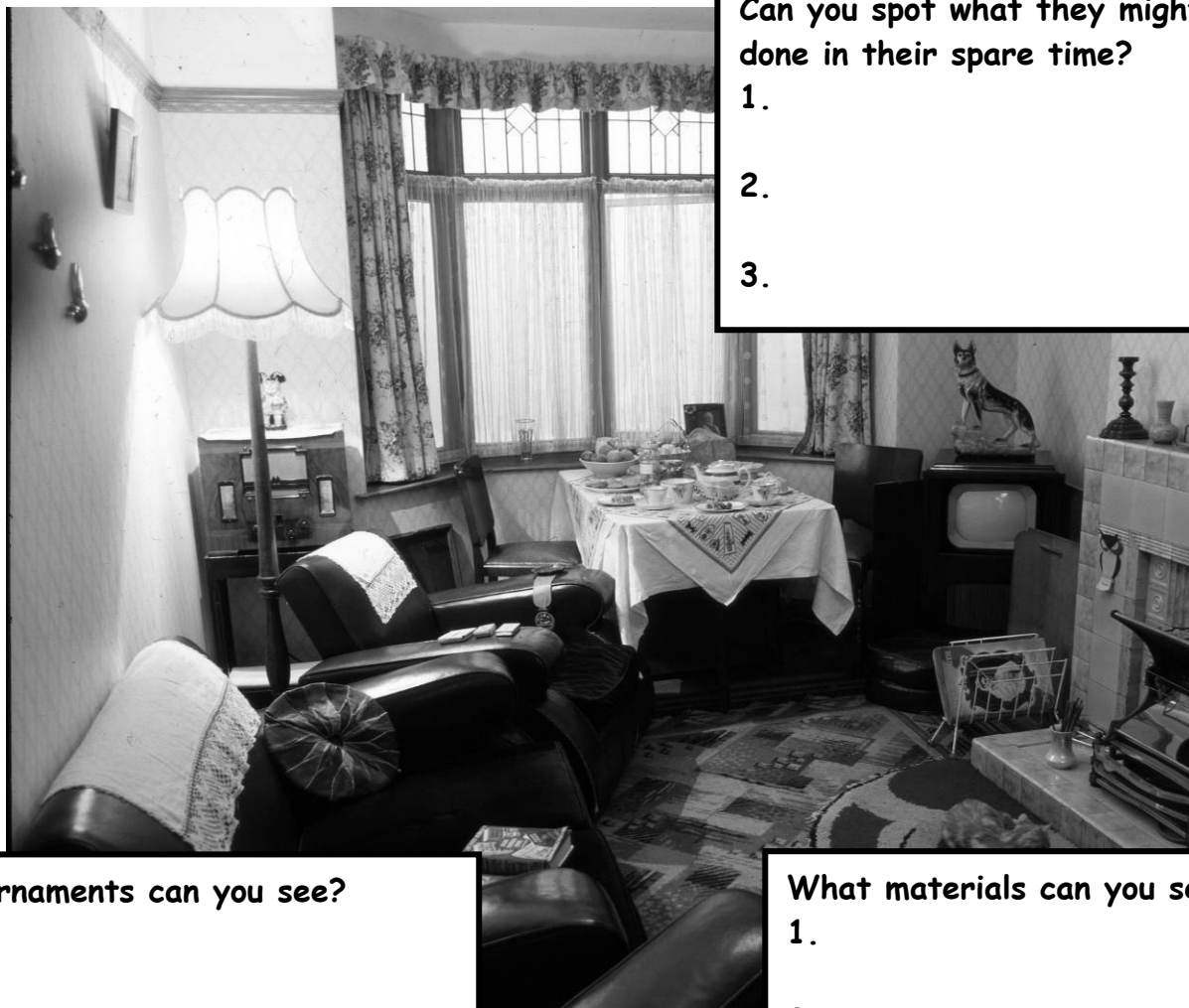
Find me in the 'Costume Gallery'



Head to the North Building and walk upstairs from the Period Rooms to the Spotless! Exhibition.

Look at the 1950s Front Room

This is a living room of a working class family. The family might have watched the Coronation of Elizabeth II on the new television set.



Can you spot what they might have done in their spare time?

- 1.
- 2.
- 3.

What ornaments can you see?

- 1.
- 2.
- 3.

What materials can you see?


- 1.
- 2.
- 3.

Look carefully at the Spotless! exhibition

After the war many more new products and inventions for the home became available, if you could afford them!



Look at the different vacuum cleaners.
Which one belongs to the 1950s?



Mad Machines!

What would you invent to help do the chores in your home?



Look out for Packets, Post and Posters

If you wanted a machine to help you with the washing in the 50s which one might you buy? _____

List two advantages of this machine

- 1.
- 2.

Look at the From Cradle to Grave exhibition.

It shows how life has changed for different generations.

Find the Birth displays


Find one object that you could have bought for a baby in the 1950s. Sketch it.



Look out for Packets, Post and Posters

Find the Marriage displays

Find one object a couple in the 1960s might have been given as a wedding present. Sketch it.



Look out for Packets, Post and Posters

Stop in the Barn Gallery. Watch the video showing life in the country between 1952 and 1967.

In the Costume Gallery (in the South Building)

Look at the Bathing Costume display

The popularity of British holiday resorts reached an all time high in the 1950s and 1960s.

Find these costumes



1950s



1960s

One similarity is:

One difference is:



Look out for Packets, Post and Posters

Imagine you are writing a postcard to a friend in the 60s:

- Describe your swimming costume
- Describe what souvenir you have bought
- Describe what you have been doing

Use the displays to help you!

Dear

